



NATA LIGHTING CO.,LTD.
www.nata.cn
Email:info@nata.com
Tel:+86-750-3770000 Fax:+86 750 3771111
Address:380JinOu Road,GaoXin Zone,Jiang Men City,Guangdong,China

Nata

Client: NT

LumCAT: 2-2894-L & 92.70.380.00

Luminaire: 92.70.411.00LED HOLDER

Report No: 20250110-B018

Ballast type: AC

Test No: 20250110-C018

Voltage(V): 36.570

LampCAT: LUMILEDS 1208 LES15

Current(A): 0.897

Lamp flux(lm): 4053.0

Power (W): 32.760

Number of Lamps: 1

PF: 0.000

Length(mm): 69

Width(mm): 69

Phm Type: C

Height(mm): 44

Photometric Results

Lumens(lm): 3821.41, Efficiency(%): 94.29% , Luminous Efficacy(lm/W): 116.65

Central intensity(cd): 18074.930, Maximum intensity(cd): 18074.930

Angle of maximum intensity: C=0.0 γ =0.0

Beam Angle(50%Imax): [C0/180]Total=19.2

[C90/270]Total=19.2

Field angle(10%Imax): [C0/180]Total=50.0

[C90/270]Total=50.0

Maximum s/h(1/2): C0_180=0.33 C90_270=0.33

Maximum s/h(1/4): C0_180=0.36 C90_270=0.36

Up flux rate of lamp(%): 0.00%

Down flux rate of lamp(%): 94.29%

Up flux rate of LUM(%): - -

Down flux rate of LUM(%): 100.00%

CIE Type : Direct lighting

Output flux ratio in π solid angle : 99.165%

$\gamma(^{\circ})$	Average I(cd)	Zonal F(lm)	Sum F(lm)	Eff Flux(%)	Eff Sum(%)
0.0	18074.930	0.000	0	0.00%	0.00%
1.0	17982.998	17.253	17.253	0.43%	0.45%
2.0	17723.918	51.250	68.503	1.26%	1.79%
3.0	17204.363	83.537	152.04	2.06%	3.98%
4.0	16483.533	112.764	264.804	2.78%	6.93%
5.0	15263.033	136.572	401.376	3.37%	10.50%
6.0	14006.251	153.818	555.194	3.80%	14.53%
7.0	12689.120	165.698	720.892	4.09%	18.86%
8.0	10943.315	169.133	890.025	4.17%	23.29%
9.0	9864.372	168.635	1058.66	4.16%	27.70%
10.0	8427.589	165.536	1224.195	4.08%	32.04%
11.0	7357.561	157.726	1381.921	3.89%	36.16%
12.0	6466.929	151.121	1533.043	3.73%	40.12%
13.0	5595.600	143.152	1676.194	3.53%	43.86%
14.0	5075.001	136.583	1812.777	3.37%	47.44%
15.0	4520.979	131.738	1944.515	3.25%	50.88%
16.0	4027.536	125.260	2069.775	3.09%	54.16%
17.0	3661.484	119.739	2189.514	2.95%	57.30%
18.0	3302.738	114.825	2304.338	2.83%	60.30%
19.0	3003.126	109.709	2414.048	2.71%	63.17%
20.0	2806.516	106.333	2520.38	2.62%	65.95%
21.0	2527.238	102.419	2622.799	2.53%	68.63%
22.0	2323.282	97.473	2720.272	2.40%	71.19%
23.0	2149.162	93.844	2814.116	2.32%	73.64%
24.0	1947.441	89.566	2903.683	2.21%	75.98%
25.0	1813.084	85.506	2989.189	2.11%	78.22%
26.0	1680.489	82.466	3071.655	2.03%	80.38%
27.0	1549.970	79.034	3150.689	1.95%	82.45%
28.0	1426.737	75.364	3226.053	1.86%	84.42%
29.0	1289.233	71.057	3297.11	1.75%	86.28%
30.0	1146.933	65.776	3362.886	1.62%	88.00%
31.0	1034.134	60.696	3423.582	1.50%	89.59%
32.0	916.132	55.873	3479.455	1.38%	91.05%
33.0	772.590	49.750	3529.205	1.23%	92.35%
34.0	634.561	42.585	3571.79	1.05%	93.47%
35.0	524.383	35.993	3607.782	0.89%	94.41%
36.0	411.801	29.808	3637.591	0.74%	95.19%
37.0	325.349	24.042	3661.632	0.59%	95.82%

$\gamma(^{\circ})$	Average I(cd)	Zonal F(lm)	Sum F(lm)	Eff Flux(%)	Eff Sum(%)
38.0	251.755	19.263	3680.895	0.48%	96.32%
39.0	179.573	14.722	3695.618	0.36%	96.71%
40.0	130.821	10.825	3706.443	0.27%	96.99%
41.0	92.602	7.956	3714.399	0.20%	97.20%
42.0	78.824	6.228	3720.627	0.15%	97.36%
43.0	70.697	5.539	3726.166	0.14%	97.51%
44.0	64.718	5.111	3731.277	0.13%	97.64%
45.0	59.396	4.770	3736.047	0.12%	97.77%
46.0	55.092	4.477	3740.524	0.11%	97.88%
47.0	51.248	4.229	3744.754	0.10%	97.99%
48.0	47.786	4.003	3748.757	0.10%	98.10%
49.0	44.915	3.807	3752.564	0.09%	98.20%
50.0	42.694	3.653	3756.217	0.09%	98.29%
51.0	40.545	3.522	3759.738	0.09%	98.39%
52.0	39.028	3.415	3763.153	0.08%	98.48%
53.0	37.858	3.345	3766.497	0.08%	98.56%
54.0	37.037	3.301	3769.798	0.08%	98.65%
55.0	36.485	3.282	3773.08	0.08%	98.74%
56.0	36.143	3.282	3776.362	0.08%	98.82%
57.0	35.861	3.292	3779.654	0.08%	98.91%
58.0	35.697	3.309	3782.963	0.08%	98.99%
59.0	34.974	3.304	3786.267	0.08%	99.08%
60.0	33.758	3.247	3789.514	0.08%	99.17%
61.0	32.083	3.142	3792.656	0.08%	99.25%
62.0	29.718	2.978	3795.634	0.07%	99.33%
63.0	26.748	2.746	3798.381	0.07%	99.40%
64.0	23.804	2.481	3800.861	0.06%	99.46%
65.0	20.513	2.193	3803.054	0.05%	99.52%
66.0	17.372	1.890	3804.945	0.05%	99.57%
67.0	14.783	1.617	3806.561	0.04%	99.61%
68.0	13.022	1.409	3807.97	0.03%	99.65%
69.0	11.340	1.243	3809.213	0.03%	99.68%
70.0	10.401	1.117	3810.329	0.03%	99.71%
71.0	9.586	1.033	3811.362	0.03%	99.74%
72.0	8.870	0.960	3812.322	0.02%	99.76%
73.0	8.305	0.898	3813.22	0.02%	99.79%
74.0	7.786	0.846	3814.066	0.02%	99.81%
75.0	7.319	0.798	3814.864	0.02%	99.83%

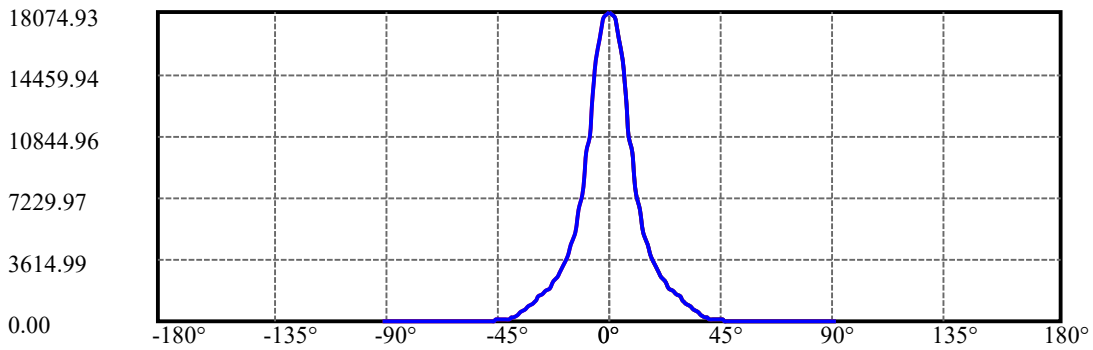
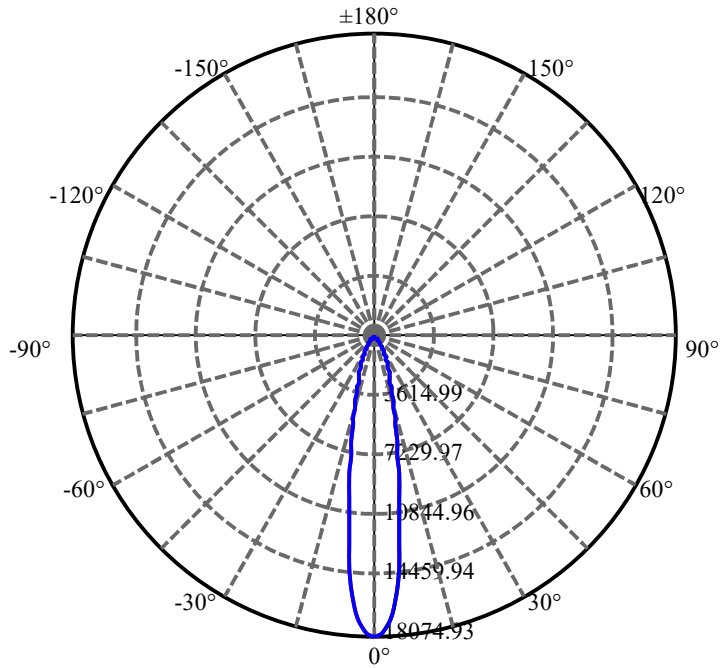
$\gamma(^{\circ})$	Average I(cd)	Zonal F(lm)	Sum F(lm)	Eff Flux(%)	Eff Sum(%)
76.0	6.820	0.751	3815.615	0.02%	99.85%
77.0	6.380	0.704	3816.319	0.02%	99.87%
78.0	5.986	0.662	3816.98	0.02%	99.88%
79.0	5.519	0.618	3817.599	0.02%	99.90%
80.0	5.059	0.570	3818.169	0.01%	99.92%
81.0	4.593	0.522	3818.691	0.01%	99.93%
82.0	4.152	0.474	3819.165	0.01%	99.94%
83.0	3.686	0.426	3819.591	0.01%	99.95%
84.0	3.259	0.378	3819.97	0.01%	99.96%
85.0	2.838	0.333	3820.302	0.01%	99.97%
86.0	2.484	0.291	3820.593	0.01%	99.98%
87.0	2.129	0.252	3820.846	0.01%	99.99%
88.0	1.827	0.217	3821.062	0.01%	99.99%
89.0	1.557	0.185	3821.248	0.00%	100.00%
90.0	1.393	0.162	3821.41	0.00%	100.00%

ZONAL LUMEN SUMMARY

Zone	Lumens	%Lamp	%Fixt
0-30	3362.89	82.97%	88.00%
0-40	3706.44	91.45%	96.99%
0-60	3789.51	93.50%	99.17%
0-90	3821.25	94.28%	100.00%
0-120	3821.25	94.28%	100.00%
0-180	3821.41	94.29%	100.00%
60-90	31.73	0.78%	0.83%
90-120	0.00	0.00%	0.00%
90-130	0.00	0.00%	0.00%
90-150	0.00	0.00%	0.00%
90-180	0.00	0.00%	0.00%
0-25.82	3057.13	75.43%	80.00%

ZONAL LUMEN SUMMARY

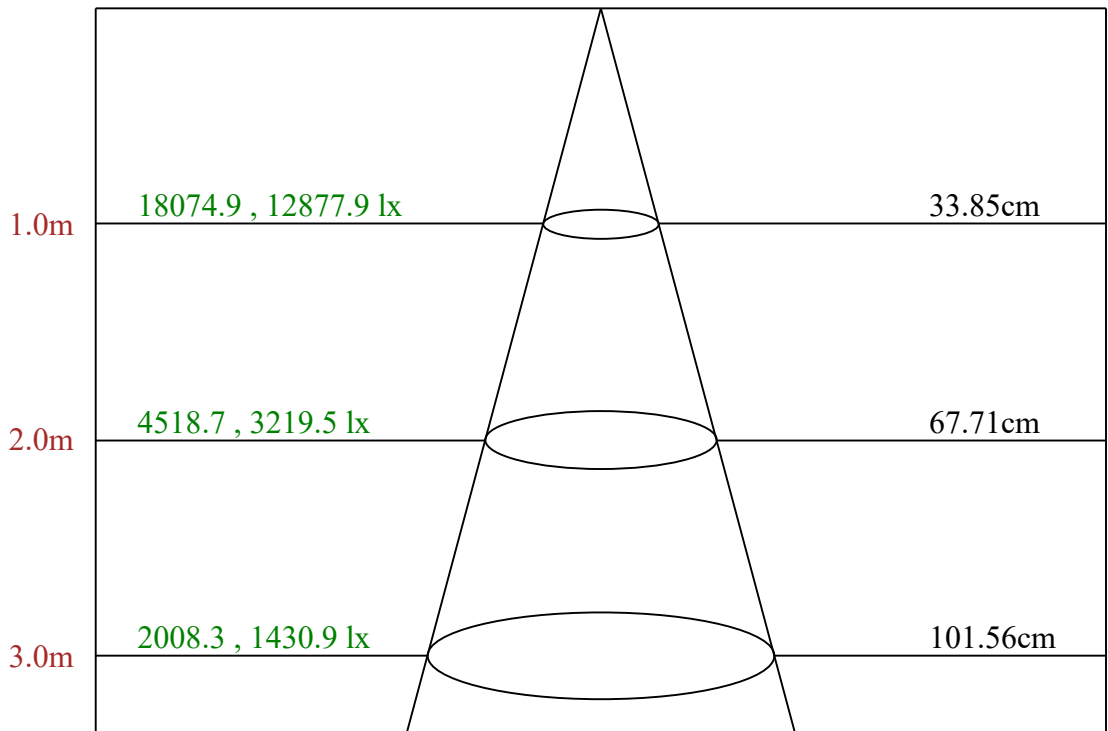
0-10	1224.20
10-20	1296.19
20-30	842.51
30-40	343.56
40-50	49.77
50-60	33.30
60-70	20.81
70-80	7.84
80-90	3.08
90-100	0.00
100-110	0.00
110-120	0.00
120-130	0.00
130-140	0.00
140-150	0.00
150-160	0.00
160-170	0.00
170-180	0.00



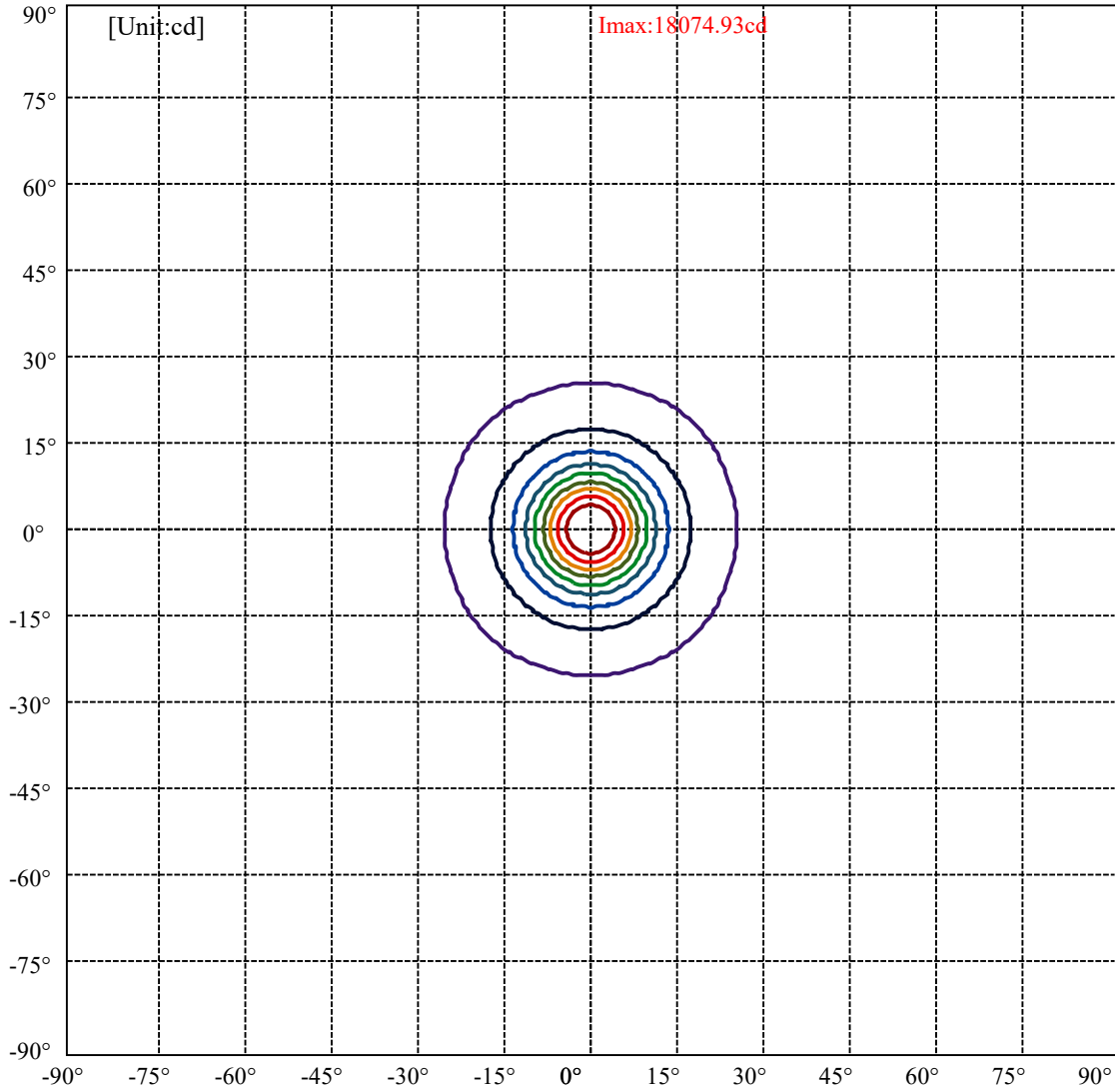
C0(Max): ———
C0/C180: ———
C90/C270: ———

Field angle(10%Imax):C0/180Left:25.0 Right:25.0
:C90/270Left:25.0 Right:25.0

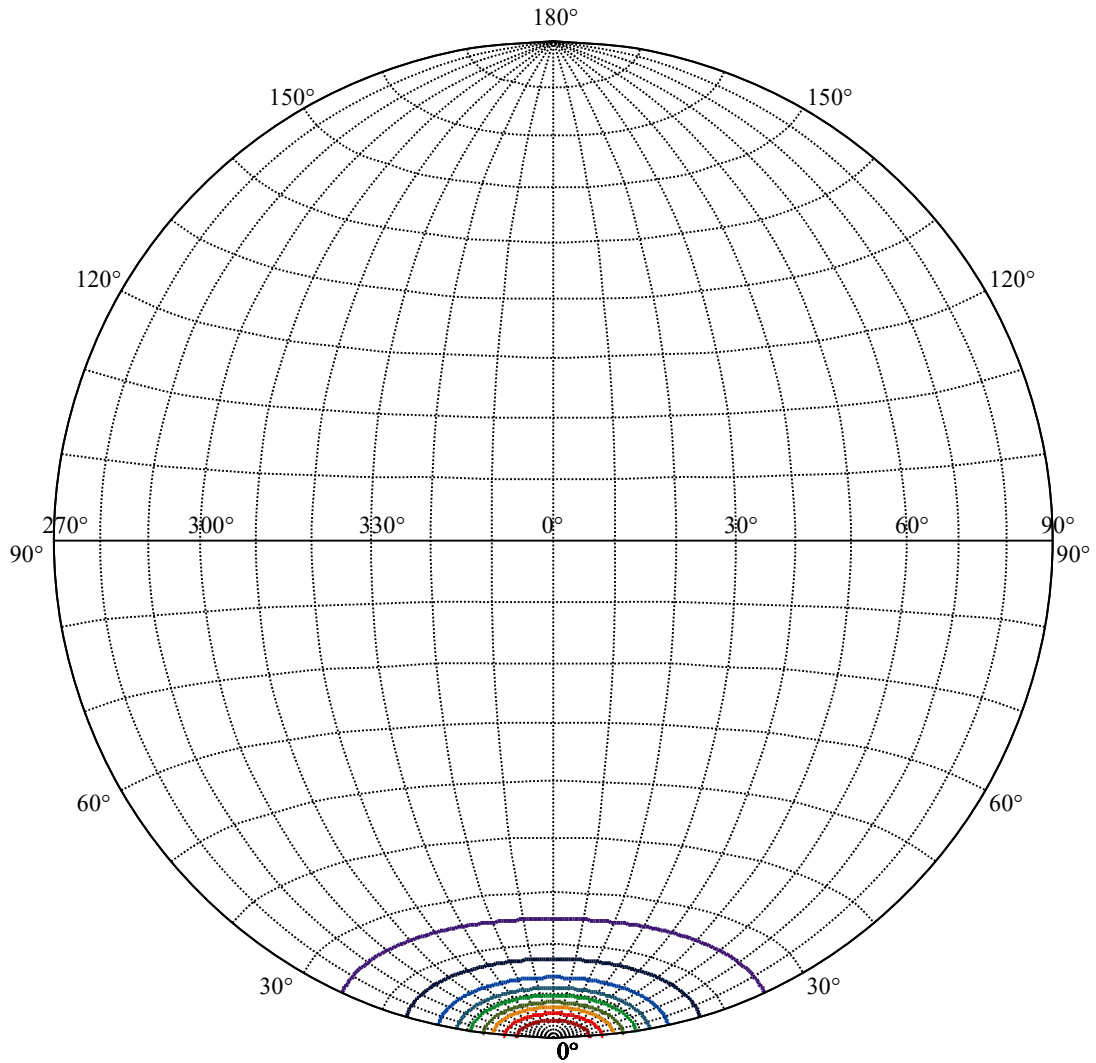
Beam Angle(50%Imax):C0/180Left:9.6 Right:9.6
:C90/270Left:9.6 Right:9.6



Max , Ave Beam angle of C0 plane 19.22



(10%Imax) 1807.49	—
(20%Imax) 3614.99	—
(30%Imax) 5422.48	—
(40%Imax) 7229.97	—
(50%Imax) 9037.46	—
(60%Imax) 10845	—
(70%Imax) 12652.5	—
(80%Imax) 14459.9	—
(90%Imax) 16267.4	—



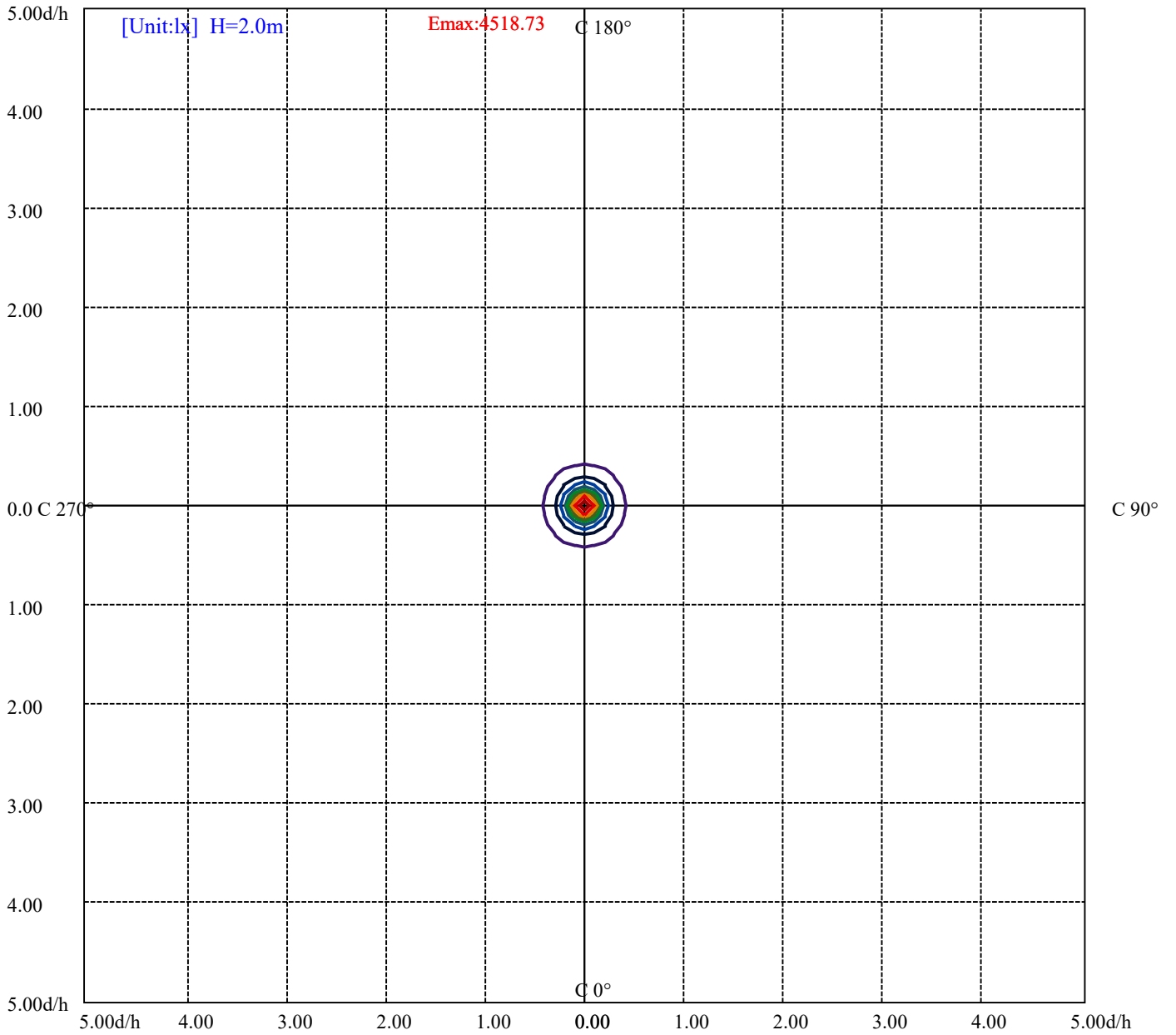
House

[Unit:cd]

Road

Imax:18074.93

(10%Imax) 1807.49	—
(20%Imax) 3614.99	—
(30%Imax) 5422.48	—
(40%Imax) 7229.97	—
(50%Imax) 9037.46	—
(60%Imax) 10845	—
(70%Imax) 12652.5	—
(80%Imax) 14459.9	—
(90%Imax) 16267.4	—



Luminance Limiting Curve(no luminous side)

Luminance Table

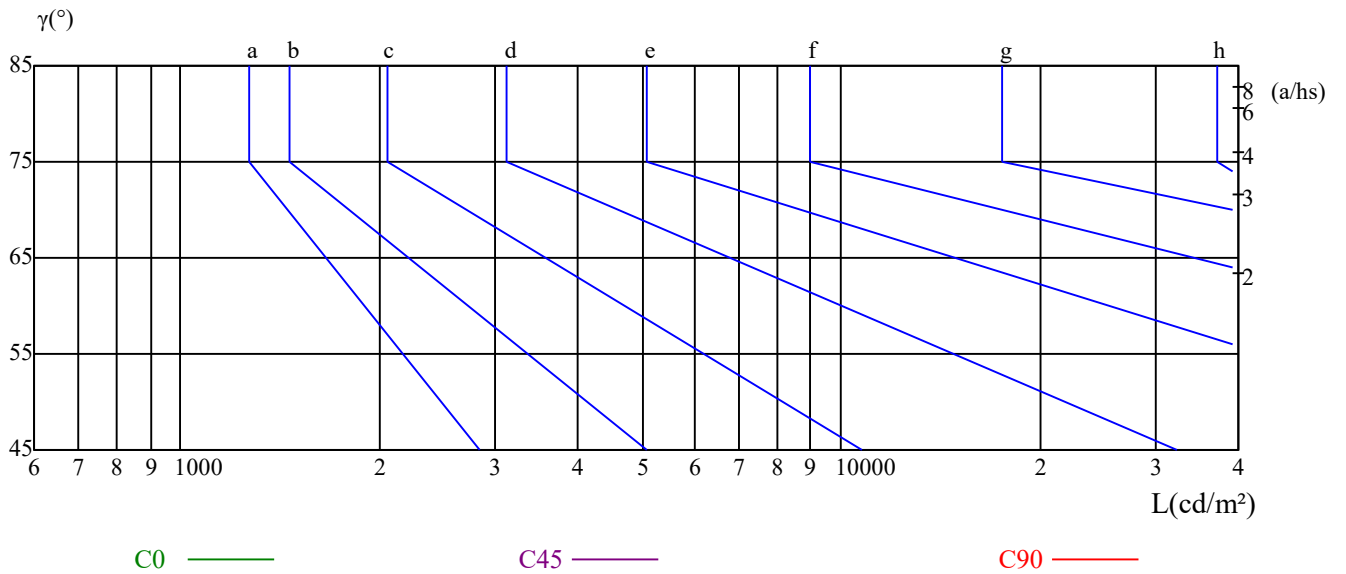
γ	45	50	55	60	65	70	75	80	85
C0	0	0	0	0	0	0	0	0	0
C45	0	0	0	0	0	0	0	0	0
C90	0	0	0	0	0	0	0	0	0

L(Hor)(65)	L(Ver)(65)	L45(65)	L(Hor)(75)	L(Ver)(75)	L45(75)	L(Hor)(85)	L(Ver)(85)	L45(85)
0	0	0	0	0	0	0	0	0

Glare Table

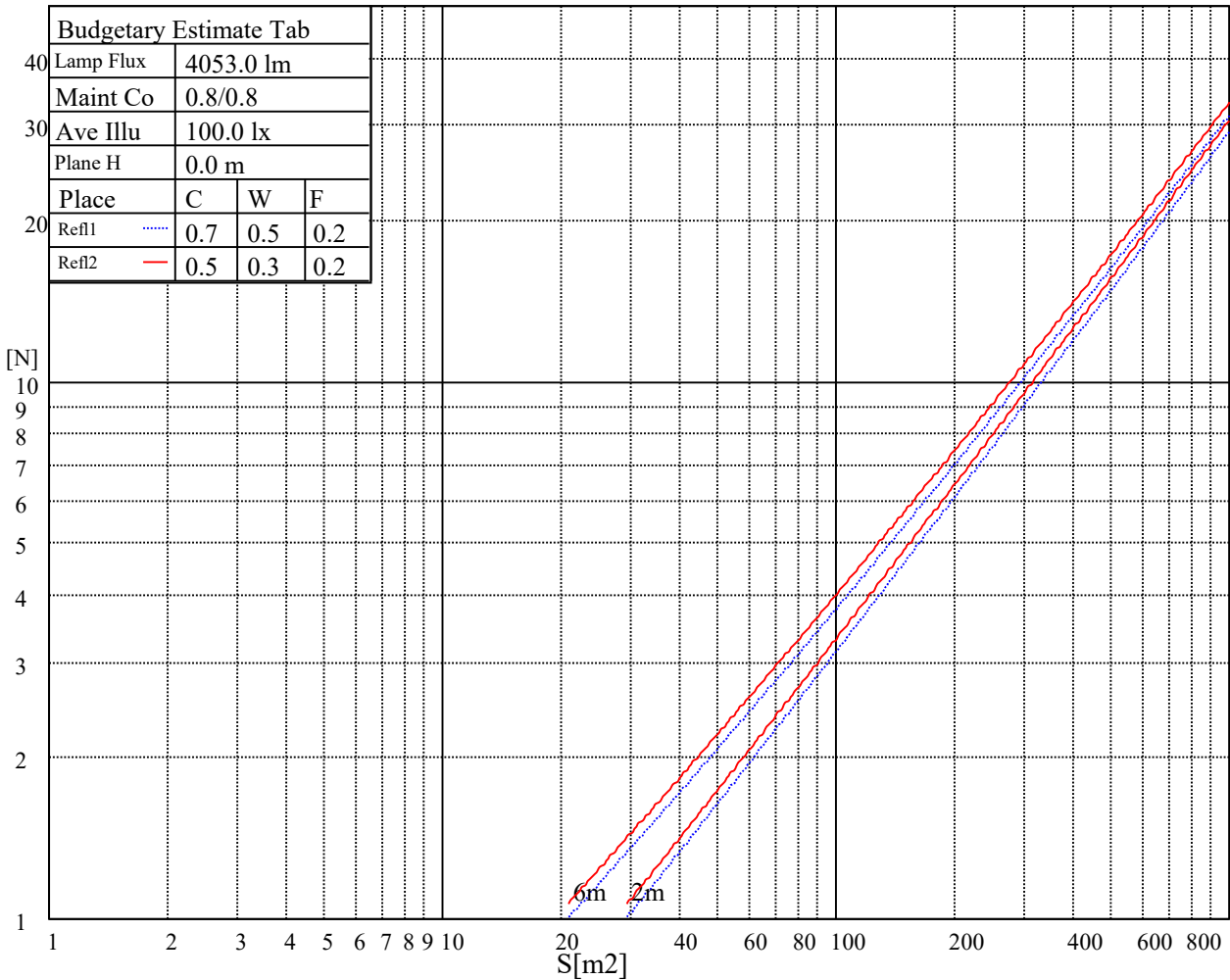
Glare	Quality	Service Values Illuminance(lx)							
1.15	A	2000	1000	500	<=300				
1.5	B		2000	1000	500	<=300			
1.85	C			2000	1000	500	<=300		
2.2	D				2000	1000	500	<=300	
2.55	E					2000	1000	500	<=300
		a	b	c	d	e	f	g	h

Luminance Limiting Curve



Illumination assessment according UGR											
Rf of Ceiling	70	70	50	50	30	70	70	50	50	30	
Rf of Wall	50	30	50	30	30	50	30	50	30	30	
Rf of Floor	20	20	20	20	20	20	20	20	20	20	
Room dimensions		Viewed crosswise					Viewed endwise				
X	Y										
2H	2H	非数字	非数字	非数字	非数字	非数字	非数字	非数字	非数字	非数字	
	3H	非数字	非数字	非数字	非数字	非数字	非数字	非数字	非数字	非数字	
	4H	非数字	非数字	非数字	非数字	非数字	非数字	非数字	非数字	非数字	
	6H	非数字	非数字	非数字	非数字	非数字	非数字	非数字	非数字	非数字	
	8H	非数字	非数字	非数字	非数字	非数字	非数字	非数字	非数字	非数字	
	12H	非数字	非数字	非数字	非数字	非数字	非数字	非数字	非数字	非数字	
4H	2H	非数字	非数字	非数字	非数字	非数字	非数字	非数字	非数字	非数字	
	3H	非数字	非数字	非数字	非数字	非数字	非数字	非数字	非数字	非数字	
	4H	非数字	非数字	非数字	非数字	非数字	非数字	非数字	非数字	非数字	
	6H	非数字	非数字	非数字	非数字	非数字	非数字	非数字	非数字	非数字	
	8H	非数字	非数字	非数字	非数字	非数字	非数字	非数字	非数字	非数字	
8H	12H	非数字	非数字	非数字	非数字	非数字	非数字	非数字	非数字	非数字	
	4H	非数字	非数字	非数字	非数字	非数字	非数字	非数字	非数字	非数字	
	6H	非数字	非数字	非数字	非数字	非数字	非数字	非数字	非数字	非数字	
	8H	非数字	非数字	非数字	非数字	非数字	非数字	非数字	非数字	非数字	
12H	12H	非数字	非数字	非数字	非数字	非数字	非数字	非数字	非数字	非数字	
	4H	非数字	非数字	非数字	非数字	非数字	非数字	非数字	非数字	非数字	
	6H	非数字	非数字	非数字	非数字	非数字	非数字	非数字	非数字	非数字	
	8H	非数字	非数字	非数字	非数字	非数字	非数字	非数字	非数字	非数字	
Variation with the observer position at spacings:											
S = 1.0H	非数字/非数字					非数字/非数字					
S = 1.5H	非数字/非数字					非数字/非数字					
S = 2.0H	非数字/非数字					非数字/非数字					
Standard tables:	BK0					BK0					
Uncorrected UGR	负无穷大					负无穷大					

UGR calculation is based on CIE Publ. 117 ,S/H = 0.25



RHOCC	80			70			50			30			10			0
RHOW	50	30	10	50	30	10	50	30	10	50	30	10	50	30	10	0
RCR	COEFFICIENTS OF UTILIZATION RHOFC=20 CU															
0	1.12	1.12	1.12	1.10	1.10	1.10	1.05	1.05	1.05	1.00	1.00	1.00	0.96	0.96	0.96	0.94
1	1.06	1.04	1.02	1.04	1.02	1.00	1.00	0.99	0.97	0.97	0.96	0.95	0.93	0.93	0.92	0.90
2	1.00	0.97	0.94	0.99	0.96	0.93	0.96	0.93	0.91	0.93	0.91	0.89	0.90	0.89	0.88	0.86
3	0.95	0.91	0.88	0.94	0.91	0.88	0.92	0.89	0.86	0.89	0.87	0.85	0.87	0.85	0.84	0.83
4	0.91	0.87	0.84	0.90	0.86	0.83	0.88	0.85	0.82	0.86	0.83	0.81	0.85	0.82	0.80	0.79
5	0.87	0.83	0.79	0.86	0.82	0.79	0.85	0.81	0.78	0.83	0.80	0.78	0.82	0.79	0.77	0.76
6	0.83	0.79	0.76	0.83	0.79	0.76	0.81	0.78	0.75	0.80	0.77	0.75	0.79	0.76	0.74	0.73
7	0.80	0.76	0.73	0.80	0.76	0.73	0.79	0.75	0.72	0.78	0.74	0.72	0.77	0.74	0.72	0.71
8	0.77	0.73	0.70	0.77	0.73	0.70	0.76	0.72	0.70	0.75	0.72	0.69	0.74	0.71	0.69	0.68
9	0.75	0.70	0.68	0.74	0.70	0.67	0.74	0.70	0.67	0.73	0.69	0.67	0.72	0.69	0.67	0.66
10	0.72	0.68	0.65	0.72	0.68	0.65	0.71	0.68	0.65	0.71	0.67	0.65	0.70	0.67	0.65	0.64

Intensity data(cd)

C/γ(°)	0.0	1.0	2.0	3.0	4.0	5.0	6.0	7.0	8.0
0.0	18033.14	17726.70	17225.26	16500.95	15459.05	14105.15	11009.85	11009.85	9811.37
45.0	18194.72	17927.28	17604.13	16818.53	16116.50	14929.75	13497.84	11926.64	10355.44
90.0	17854.85	17314.40	16539.95	15447.91	14055.00	10837.65	10837.65	9582.93	8216.78
135.0	18217.01	18077.72	17704.42	17085.97	16194.51	14957.61	13425.41	11770.64	10149.29
180.0	18033.14	18150.15	18100.00	17832.56	17397.98	16679.24	15626.20	14205.44	12556.24
225.0	18194.72	18233.72	18155.72	17843.71	17331.12	16512.09	15364.33	13124.54	11102.30
270.0	17854.85	18189.15	18339.58	18295.01	18077.72	17654.27	16980.11	16016.21	14695.74
315.0	18217.01	18244.86	18122.29	17810.28	17236.40	16428.51	15308.62	13876.71	10659.36
360.0	18033.14	17726.70	17225.26	16500.95	15459.05	14105.15	11009.85	11009.85	9811.37
C/γ(°)	9.0	10.0	11.0	12.0	13.0	14.0	15.0	16.0	17.0
0.0	8466.93	7304.72	6384.82	5639.33	5044.27	4516.64	4032.49	3617.93	3273.07
45.0	8912.39	7664.35	6655.88	5859.14	5196.12	4627.81	4148.65	3714.07	3346.34
90.0	7090.73	6182.56	5461.03	4852.62	4336.67	3880.37	3486.47	3142.71	2851.83
135.0	8678.38	7458.20	6483.16	5725.42	5095.83	4549.81	4065.08	3652.78	3290.62
180.0	10901.46	9319.12	7954.07	7274.33	6026.29	5597.28	4989.97	4460.66	3987.08
225.0	10446.01	8908.77	7627.87	6614.36	5814.31	5402.53	4808.63	4118.85	3855.88
270.0	13759.71	11397.34	10405.59	8901.25	7213.05	6639.17	5820.14	5184.98	4633.38
315.0	10659.36	9185.66	7888.05	6868.97	6038.27	5386.39	4816.41	4328.31	4053.67
360.0	8466.93	7304.72	6384.82	5639.33	5044.27	4516.64	4032.49	3617.93	3273.07
C/γ(°)	18.0	19.0	20.0	21.0	22.0	23.0	24.0	25.0	26.0
0.0	2961.06	2708.13	2461.82	2269.07	2098.56	1946.44	1816.67	1739.77	1591.01
45.0	3017.61	2839.32	2839.32	2382.71	2182.71	2011.67	1859.56	1726.94	1611.04
90.0	2602.79	2391.07	2200.53	2036.74	1894.67	1771.51	1659.50	1592.64	1441.11
135.0	2967.47	2800.32	2800.32	2344.81	2162.63	1993.80	1850.62	1723.58	1607.73
180.0	3591.49	3234.91	2939.61	2828.18	2582.76	2205.52	2025.02	1871.23	1729.73
225.0	3469.18	3133.78	2837.38	2578.30	2347.60	2148.18	1967.10	1808.83	1672.33
270.0	4154.22	3741.92	3379.77	3062.19	2839.32	2839.32	2308.60	2113.59	2005.52
315.0	3658.09	3175.56	2993.38	2715.90	2478.01	2276.85	2092.46	1928.10	1785.44
360.0	2961.06	2708.13	2461.82	2269.07	2098.56	1946.44	1816.67	1739.77	1591.01
C/γ(°)	27.0	28.0	29.0	30.0	31.0	32.0	33.0	34.0	35.0
0.0	1531.93	1404.36	1063.23	1063.23	973.72	827.44	691.51	563.31	442.31
45.0	1504.65	1398.22	1266.70	1130.20	986.49	845.52	710.70	586.44	472.75
90.0	1250.57	1086.47	1086.47	939.87	794.48	656.09	529.04	410.99	306.02
135.0	1494.04	1370.36	1229.38	1086.78	941.34	798.16	661.08	531.25	412.62
180.0	1605.47	1496.30	1372.04	1290.67	1093.46	1004.84	864.44	672.80	595.32
225.0	1555.32	1440.00	1261.13	1076.80	1024.39	935.61	803.37	670.59	548.28
270.0	1787.65	1658.98	1593.80	1477.90	1349.17	1209.88	1068.91	928.52	787.02
315.0	1670.12	1559.21	1441.11	1110.01	1110.01	1051.51	851.67	712.59	630.75
360.0	1531.93	1404.36	1063.23	1063.23	973.72	827.44	691.51	563.31	442.31
C/γ(°)	36.0	37.0	38.0	39.0	40.0	41.0	42.0	43.0	44.0
0.0	337.19	243.68	165.83	111.85	90.04	80.84	74.59	68.59	61.87
45.0	366.36	290.57	290.57	142.02	101.97	86.57	77.00	68.38	62.60
90.0	217.40	149.33	106.18	86.20	75.64	66.96	61.87	56.98	51.88
135.0	306.18	306.18	207.41	117.16	93.98	82.58	73.96	66.44	60.76
180.0	473.90	364.68	303.97	303.97	125.36	97.87	87.73	79.00	73.96
225.0	433.06	327.41	236.79	164.73	118.58	96.66	85.52	77.37	70.59
270.0	652.72	527.36	413.14	308.38	308.38	137.82	91.51	78.58	71.59
315.0	507.60	393.59	290.15	202.26	132.62	91.51	78.42	70.22	64.49
360.0	337.19	243.68	165.83	111.85	90.04	80.84	74.59	68.59	61.87

Intensity data(cd)

C/γ(°)	45.0	46.0	47.0	48.0	49.0	50.0	51.0	52.0	53.0
0.0	58.08	54.03	50.72	47.78	44.94	42.84	41.16	40.05	39.16
45.0	57.87	53.98	50.35	47.62	45.20	43.63	42.21	41.31	40.16
90.0	49.15	46.36	43.63	41.31	39.63	38.58	37.48	36.48	36.06
135.0	55.72	51.56	48.25	45.10	42.26	39.95	38.53	37.90	36.27
180.0	66.60	61.24	57.45	52.56	49.78	46.47	43.52	41.37	39.79
225.0	64.39	58.92	54.19	50.41	46.78	44.94	41.26	39.21	38.21
270.0	64.23	60.29	55.14	50.67	46.89	43.89	41.10	38.58	36.79
315.0	59.13	54.35	50.25	46.83	43.84	41.26	39.11	37.32	36.43
360.0	58.08	54.03	50.72	47.78	44.94	42.84	41.16	40.05	39.16
C/γ(°)	54.0	55.0	56.0	57.0	58.0	59.0	60.0	61.0	62.0
0.0	38.48	38.21	38.16	37.48	37.00	35.48	33.11	30.85	27.49
45.0	39.58	39.32	38.63	38.58	38.48	37.32	35.37	33.01	30.22
90.0	35.90	35.90	35.74	35.16	33.96	31.85	29.33	25.76	22.13
135.0	35.74	35.32	35.11	35.11	35.22	34.59	32.90	31.22	28.86
180.0	38.53	37.42	36.90	36.69	36.43	35.85	35.53	34.06	32.01
225.0	37.06	36.11	35.74	35.43	35.48	35.22	34.69	33.48	31.70
270.0	35.43	34.59	34.22	33.48	33.53	34.11	33.90	34.01	33.32
315.0	35.58	35.01	34.64	34.95	35.48	35.37	35.22	34.27	32.01
360.0	38.48	38.21	38.16	37.48	37.00	35.48	33.11	30.85	27.49
C/γ(°)	63.0	64.0	65.0	66.0	67.0	68.0	69.0	70.0	71.0
0.0	23.50	21.50	16.24	14.51	12.83	11.41	10.51	9.78	9.15
45.0	26.02	22.23	18.98	15.30	13.25	11.72	10.51	9.72	9.15
90.0	18.55	15.19	12.98	11.98	10.67	9.41	8.99	8.41	7.88
135.0	25.34	22.02	18.66	15.24	13.35	11.83	10.72	9.88	9.30
180.0	30.12	26.91	23.07	19.66	16.24	14.77	12.51	11.72	10.72
225.0	29.33	26.54	23.18	19.45	15.98	13.61	12.04	10.72	9.83
270.0	31.43	29.07	27.91	23.13	19.92	18.08	13.61	12.46	11.04
315.0	29.70	26.96	23.07	19.71	16.03	13.35	11.83	10.51	9.62
360.0	23.50	21.50	16.24	14.51	12.83	11.41	10.51	9.78	9.15
C/γ(°)	72.0	73.0	74.0	75.0	76.0	77.0	78.0	79.0	80.0
0.0	8.57	8.09	7.62	7.04	6.62	6.20	5.73	5.20	4.78
45.0	8.52	7.99	7.46	7.04	6.68	6.15	5.83	5.26	4.78
90.0	7.36	6.89	6.52	6.10	5.68	5.20	4.84	4.36	3.89
135.0	8.67	8.30	7.57	7.25	6.78	6.41	5.94	5.52	5.05
180.0	9.93	9.30	8.67	8.20	7.62	7.10	6.68	6.25	5.73
225.0	9.20	8.57	8.20	7.67	7.04	6.68	6.36	5.89	5.41
270.0	9.83	8.99	8.41	7.83	7.36	6.83	6.47	5.99	5.62
315.0	8.88	8.30	7.83	7.41	6.78	6.47	6.04	5.68	5.20
360.0	8.57	8.09	7.62	7.04	6.62	6.20	5.73	5.20	4.78
C/γ(°)	81.0	82.0	83.0	84.0	85.0	86.0	87.0	88.0	89.0
0.0	4.31	3.84	3.31	2.94	2.52	2.21	1.94	1.68	1.26
45.0	4.31	3.78	3.36	2.89	2.47	2.10	1.79	1.37	1.21
90.0	3.47	3.15	2.73	2.47	2.16	1.84	1.52	1.21	1.26
135.0	4.63	4.05	3.68	3.15	2.79	2.42	2.16	1.94	1.37
180.0	5.26	4.84	4.21	3.84	3.26	2.84	2.47	2.16	1.89
225.0	4.94	4.47	4.05	3.47	3.05	2.68	2.21	1.89	1.58
270.0	5.15	4.78	4.21	3.84	3.42	3.00	2.63	2.31	2.05
315.0	4.68	4.31	3.94	3.47	3.05	2.79	2.31	2.05	1.84
360.0	4.31	3.84	3.31	2.94	2.52	2.21	1.94	1.68	1.26

Intensity data(cd)

C/ γ (°)	90.0
0.0	1.16
45.0	1.21
90.0	1.26
135.0	1.26
180.0	1.52
225.0	1.37
270.0	1.79
315.0	1.58
360.0	1.16